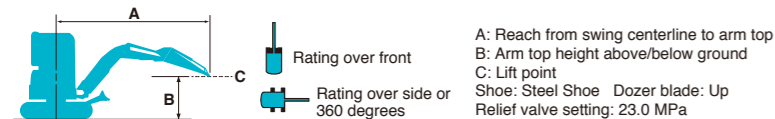


**SPECIFICATIONS**

MODEL			SK45SR	
Type			SK45SR-6	
Crawler Shoe			Rubber	Steel
Machine Mass	Cab	kg	4,560	4,700
	Canopy	kg	4,440	4,590
Bucket Capacity		m <sup>3</sup>	0.18	
Bucket Width (with side cutter)		mm	700	
Arm Length		m	1.55	
Bucket Digging Force		kN	35.2	
Arm Crowding Force		kN	20.9	
ENGINE				
Model			YANMAR-4TNV88-B	
Type			Water cooled, 4-cycle, 4-cylinder, direct injection, diesel engine	
Power Output	(ISO 9249)	kW/min <sup>-1</sup>	28.3/2,400	
	(ISO 14396)	kW/min <sup>-1</sup>	29.6/2,400	
Max. Torque	(ISO 9249)	N-m/min <sup>-1</sup>	131.1/1,400	
	(ISO 14396)	N-m/min <sup>-1</sup>	132.9/1,400	
Displacement	L		2.189	
Fuel Tank	L		75	
HYDRAULIC SYSTEM				
Pump			Two variable displacement pumps + One gear pump	
Max. Discharge Flow	L/min		2 x 49.9, 1 x 33.8	
Relief Valve Setting	MPa		23.0	
Hydraulic Oil Tank (system)	L		27.9 (57.7)	
TRAVEL SYSTEM				
Travel Motors			2 x axial-piston, two-step motors	
Parking Brake			Oil disc brake per motor	
Travel Speed (high/low)	km/h		4.0/2.3	3.7/2.1
Gradeability	% (degree)		58 (30)	
Drawbar Pulling Force	Cab	kN	55.2	
	Canopy	kN	55.2	
CRAWLER				
Shoe Width			400	
Ground Pressure	Cab	kPa	26.1	27.7
	Canopy	kPa	25.4	27.0
DOZER BLADE				
Width x Height			1,960 x 345	
SWING SYSTEM				
Swing Motor			Axial piston motor	
Parking Brake			Oil disc brake, hydraulic operated automatically	
Swing Speed	min <sup>-1</sup>		8.8	
SIDE DIGGING MECHANISM				
Type			Boom swing	

**LIFT CAPACITIES**



SK45SR Cab		Arm: 1.55 m, Bucket: Without Steel Shoe: 400 mm										
		A		B		C		D		E		
		1.0 m	2.0 m	3.0 m	4.0 m	5.0 m	At Max. Reach	Radius				
4.0 m	kg						*860	810	3.96m			
3.0 m	kg			*1,170	*1,170	890	800	690	630	4.64m		
2.0 m	kg			1,350	1,200	860	780	610	550	4.97m		
1.0 m	kg			1,260	1,110	830	740	590	530	5.04m		
G. L.	kg		*1,390	*1,390	1,220	1,070	800	720	610	550	4.86m	
-1.0 m	kg	*2,010	*2,010	2,480	2,060	1,220	1,070	800	720	700	630	4.40m
-2.0 m	kg		2,540	2,110	1,250	1,100			990	890	3.50m	

**Notes:**

- Do not attempt to lift or hold any load that is greater than these lift capacities at their specified lift point radius and heights. Weight of all accessories must be deducted from the above lift capacities.
- Lift capacities are based on machine standing on level, firm, and uniform ground. User must make allowance for job conditions such as soft or uneven ground, out of level conditions, side loads, sudden stopping of loads, hazardous conditions, experience of personnel, etc.
- Bucket lift hook defined as lift point.

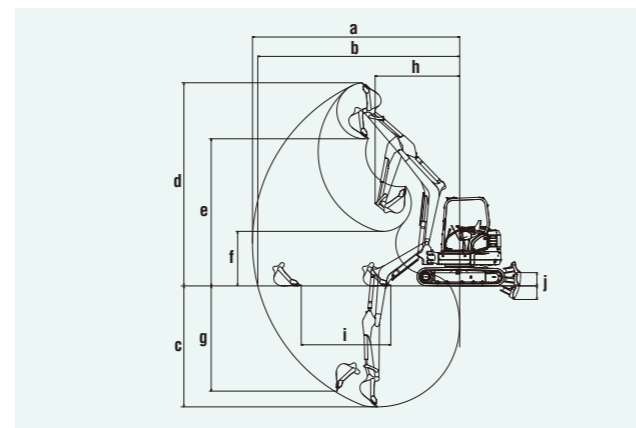
Note: This catalog may contain attachments and optional equipment that are not available in your area. And it may contain photographs of machines with specifications that differ from those of machines sold in your areas. Please consult your nearest KOBELCO distributor for those items you require. Due to our policy of continuous product improvements all designs and specifications are subject to change without advance notice.

Copyright by KOBELCO CONSTRUCTION MACHINERY CO., LTD. No part of this catalog may be reproduced in any manner without notice.

**KOBELCO CONSTRUCTION MACHINERY CO., LTD.**

5-15, Kitashinagawa 5-chome, Shinagawa-ku, Tokyo 141-8626 JAPAN  
 Tel: +81 (0) 3-5789-2146 Fax: +81 (0) 3-5789-2135  
<https://www.kobelcocm-global.com/>

**WORKING RANGES**

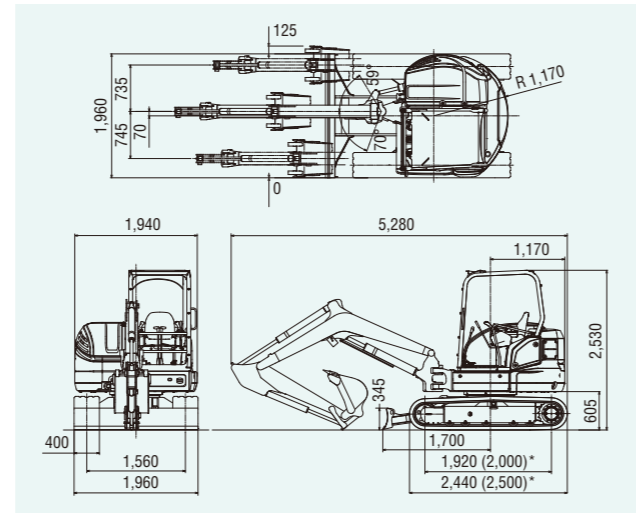


Unit: mm

MODEL		SK45SR	
		Cab	Canopy
Arm length		1.55 m	
a- Max. digging reach		5,850	
b- Max. digging reach at ground level		5,700	
c- Max. digging depth		3,440	
d- Max. digging height		5,660	5,750
e- Max. dumping clearance		4,080	4,160
f- Min. dumping clearance		1,510	1,560
g- Max. vertical wall digging depth		2,820	
h- Min. swing radius (at boom swing)		2,250 (1,850)	2,210 (1,810)
i- Horizontal digging stroke at ground level		2,650	
j- Dozer blade (height/depth)		465/335	

**GENERAL DIMENSIONS**

Unit: mm



\*Figures show the value of rubber shoe.

SK45SR Canopy		Arm: 1.55 m, Bucket: Without Steel shoe: 400 mm										
		A		B		C		D		E		
		1.0 m	2.0 m	3.0 m	4.0 m	5.0 m	At Max. Reach	Radius				
4.0 m	kg						*860	790	3.96m			
3.0 m	kg			*1,170	*1,170	860	780	670	610	4.64m		
2.0 m	kg			1,310	1,160	830	750	590	540	4.97m		
1.0 m	kg			1,220	1,080	800	720	570	520	5.04m		
G. L.	kg		*1,390	*1,390	1,180	1,040	770	700	590	530	4.86m	
-1.0 m	kg	*2,010	*2,010	2,390	2,000	1,180	1,040	770	690	680	610	4.40m
-2.0 m	kg		2,450	2,050	1,210	1,070			960	860	3.50m	

- The above lift capacities are in compliance with ISO 10567. They do not exceed 87% of hydraulic lift capacity or 75% of tipping load. Lift capacities marked with an asterisk (\*) are limited by hydraulic capacity rather than tipping load.
- Operator should be fully acquainted with the Operator's and Maintenance Instructions before operating this machine. Rules for safe operation of equipment should be adhered to at all times.
- Lift capacities apply to only machine as originally manufactured and normally equipped by KOBELCO CONSTRUCTION MACHINERY CO., LTD.

**KOBELCO**

**MINI SK45SR EXCAVATORS**


**COMPACT YET TOUGH MINI**

Now KOBELCO has taken the next evolutionary step by packing even more digging power and practical performance features into the SK45SR while maintaining a short tail swing. The new Energy Conservation Mode saves even more fuel, and KOBELCO's proprietary iNDr Cooling System ensures protection from dust and easy maintenance.



**KOBELCO**

**We Save You Fuel**  
 Achieving a Low-Carbon Society



**iNDR** Integrated Noise & Dust Reduction Cooling System

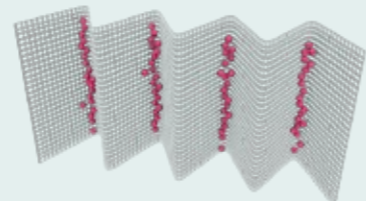
### Visual Checking and Easy Cleaning

Because the iNDR filter removes dust from the intake air, cooling components stay dirt-free and do not require regular cleaning. The iNDR filter itself can be easily removed and cleaned without the use of tools.



### iNDR Filter

The stainless-steel filter is extremely effective against dust, with 30-mesh wave-type screen that removes tiny dust particles from the intake air.



\*30-mesh means that there are 30 holes formed by horizontal and vertical wires in every square inch of filter.

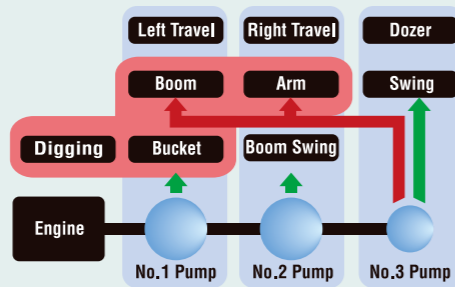
### Protection from Dust and Easy Maintenance

The iNDR filter fitted in front of the cooling system ensures easy cleaning. The iNDR system on the SK45SR features air intake at the front of the machine and air exhaust underneath. It functions in the same way as the iNDR System on the SR series machines.

## Efficient Performance

### Integrated-Flow Pump System

KOBELCO's IFPS utilizes three pumps to optimize performance, with the dozer pump providing additional digging power as needed.



### Automatic Two-Speed Travel

Two-speed travel function automatically shifts into Low Mode when a load is applied.

### Travel Switch

The travel lever is fitted with the travel switch for easy switching to H-Mode travel.



## Fuel Saving

### Energy Conservation Mode

The SK45SR adapts S mode which enables 23 % less fuel consumption compared with H mode.



SK45SR: **23%** less fuel consumption

## Comfortable Work Environment

### Spacious Work Environment

Broader floor space and a greater sliding range for the seat give operators plenty of foot room. Wide operational space is provided with more room between the left and right control consoles.



### Color Liquid Crystal Monitor (Optional)

The color crystal monitor is fitted as option. Operation data as well as the full range of machine-status data can readily be checked.



## Operator Safety

### Reliable Cab/Canopy Structure



ROPS and TOP GUARD LEVEL 1



ROPS and TOP GUARD LEVEL 1



Max. Digging Reach:  
**5,850 mm**

### Dozer-Blade Shape

KOBELCO's unique blade design solves this problem by forming the earth into an arc that always falls forward.



### Wide Working Range

A larger boom and arm are provided as standard equipment to ensure a wider working range.

### Short Tail Swing

The compact tail swing improves operating efficiency in limited space.

Tail Overhang:  
**190 mm**



## Easy Daily Maintenance

### Easy Access to Engine Compartment



High-grade fuel filter



Pre fuel filter with built-in water separator



Air cleaner

### Easy Access to Cooling Unit



### Easy Access to Component Under the Seat



Hour meter



Two-piece floor mats for easy washing

## Reliable Construction



**Bucket**  
Cast-iron idler link provide greater strength.



**Dozer**  
Box construction dozer supports provide greater strength.



**Swing bracket**  
Large, thick cast-iron swing bracket/front bracket.



**Hydraulic piping**  
The hydraulic piping is housed inside the swing bracket.